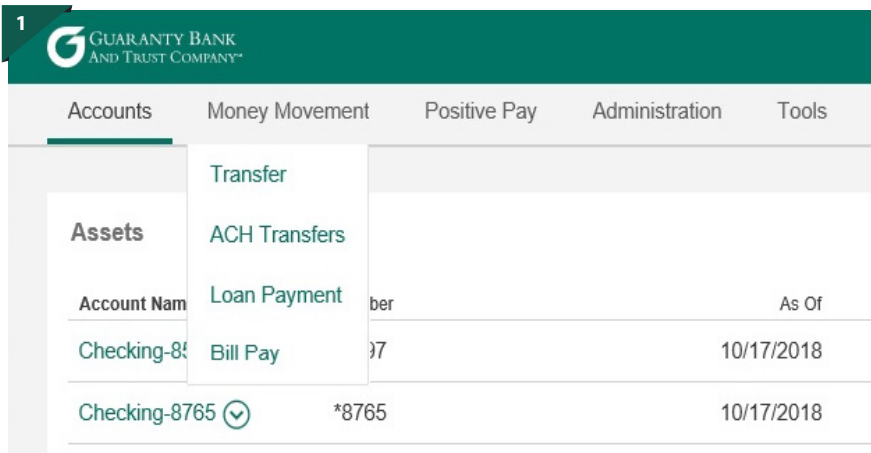


Highlights of our Online Banking Refresh

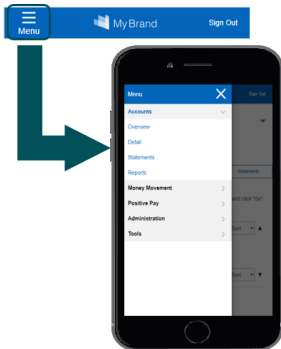
Menu Navigation

Our new Online Banking menus are restyled to have a clean look and be responsive on smaller devices.

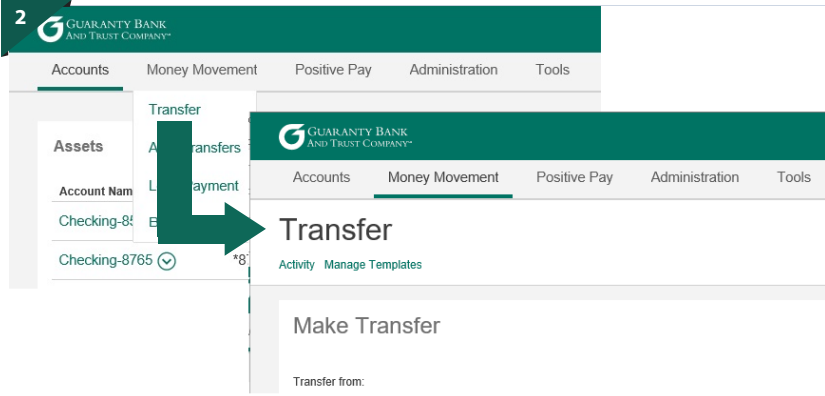
1. When you click a main menu option, you are now presented with a list of entitled submenu links.



NOTE: On smaller devices, a menu icon appears in the banner instead of a horizontal navigation bar. You can tap the menu icon to view the navigation bar in a vertical, sliding menu format.



- Each **submenu** link will take you to a designated landing screen that includes subnavigation links to related tasks/screens as needed.



NOTE: When the number of subnavigation links cannot fit on the screen horizontally, a MORE link appears. Tap the MORE link to view remaining subnavigation links.



Accounts Overview

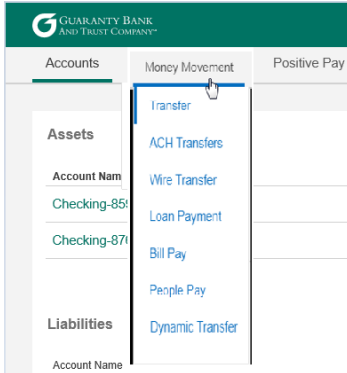
GUARANTY BANK AND TRUST COMPANY™				
Accounts	Money Movement	Positive Pay	Administration	Tools
Overview				
Detail	Sort ▼ ▲			
Statements	Number	As Of	Available Balance	Current Balance
Reports	<input checked="" type="checkbox"/> *8597	10/17/2018	987,285,609.70	987,285,709.70
Checking-8765	<input checked="" type="checkbox"/> *8765	10/17/2018	110,775,394.84	110,775,294.84
Liabilities	Sort ▼ ▲			
Account Name	Number	As Of	Available Balance	Current Balance
Real Estate-3872 (2014 Trust No. 1)	<input checked="" type="checkbox"/> *3872	10/17/2018	0.00	1,071,835.81
Real Estate-1049 (Wooster)	<input checked="" type="checkbox"/> *1049	10/17/2018	0.00	915,369.05
Real Estate-0299 (Iyer)	<input checked="" type="checkbox"/> *0299	10/17/2018	0.00	790,918.18

ACCOUNTS OVERVIEW

Accounts Overview menu options are consolidated into four submenu links.

Money Movement

Our new Money Movement menu includes submenu links to functions like Bill Pay, Transfer and more. A separate menu has been added specifically for Loan Payment.



Make a Transfer

1. Internal and External transfers are separated from loan payments and accessible via **Money Movement>Transfer**

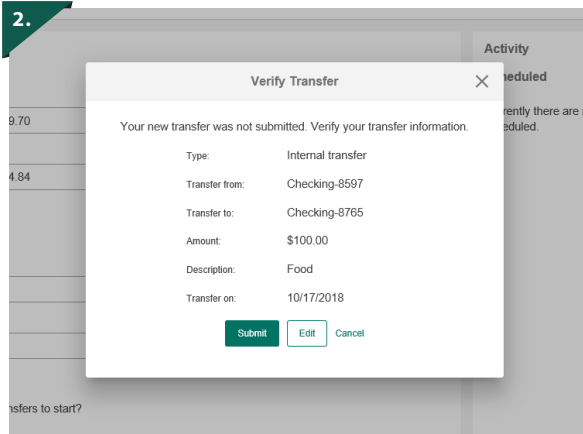
The screenshot shows the 'Make a Transfer' page in the Guaranty Bank and Trust Company online banking system. The page is titled '1. GUARANTY BANK AND TRUST COMPANY™' and includes a 'Sign Out' link in the top right corner. A navigation bar contains 'Accounts', 'Money Movement', 'Positive Pay', 'Administration', and 'Tools', with 'Money Movement' being the active section.

The main content area is titled 'Transfer' and includes a sub-link for 'Activity Manage Templates'. The 'Make Transfer' form contains the following fields and options:

- Transfer from:** A dropdown menu showing 'Checking-8597 - 987285609.70'.
- Transfer to:** A dropdown menu showing 'Checking-8765 - 110775394.84'.
- Amount:** A text input field with a dollar sign icon and the value '100.00'.
- Description (optional):** A text input field containing the word 'Food'.
- Frequency:** A dropdown menu showing 'Once'.
- Transfer Dates:** A section asking 'When would you like the transfers to start?' with two radio button options: 'Transfer Now' (which is selected) and 'Select Transfer Date'.
- A green 'Continue' button at the bottom of the form.

On the right side of the page, there is an 'Activity' section titled 'Scheduled' with the text: 'Currently there are no transfers that are scheduled.'

2. Once you click Continue on the Make a Transfer Screen, you will be presented with the Verify Transfer window. Here you have the option to edit or submit the transfer.



3. Clicking Submit on the Verify Transfer modal takes you to the Transfer Confirmation or Transfer Failed modal window

